

# Raymax

## ADVANCED VETERINARY X-RAY SYSTEM

- ✓ Reliable
- ✓ Accurate
- ✓ Affordable




Let Raymax imaging equipment  
show you what lies beyond...

Raymax equipment meets all North  
American Regulatory Standards.

# Raymax

## Advanced Veterinary X-Ray System



- ✓ Unique "free standing" design
- ✓ Variable horizontal & vertical tube travel
- ✓ 90/90 tube angulation with indicator
- ✓ Vertical & horizontal tube stand movement controlled by electric locks
- ✓ Moveable grid cabinet with tube stand interlock
- ✓ Two-way float +/- 4.5" (optional)
- ✓ 103 lines, 8:1 ratio grid
- ✓ Certified manual collimator



### X-Ray Tube:

- ✓ Toshiba heavy duty rotating anode
- ✓ Focal spot: 1.0mm & 2.0mm, 140,000 HU capacity

### Options:

- ✓ Radiation shields
- ✓ Fractional focus x-ray tubes
- ✓ Extended horizontal off-table positioning available

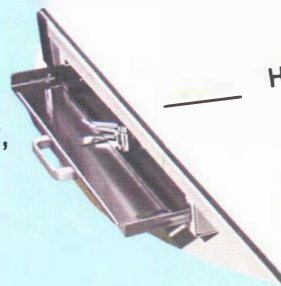
### Sturdy Foot Pedal:

Heavy duty 2 stage preparation and exposure switch



Plated steel cassette tray with automatic centering lock

Sealed "easy clean-up", 28" x 56" table top



Handle is Connected to Grid Cabinet

### HT Cables:

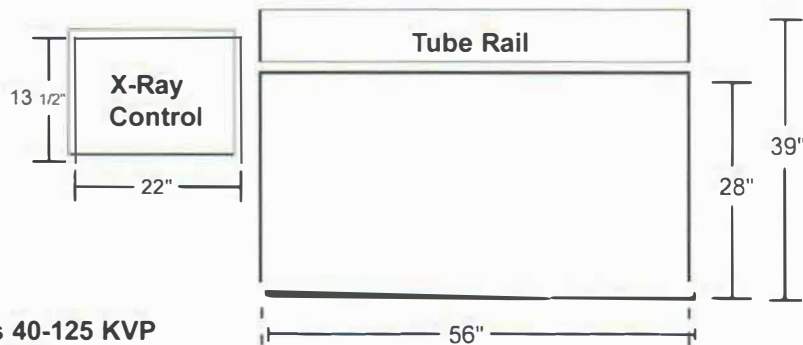
Two 10' high tension cables



### Generator:

- ✓ KV Range: 1 KV steps 40-125 KVP
- ✓ MA Range: 60,120,240,300
- ✓ Timer Range: digital, 1/120 to 2 seconds
- ✓ MAS ; KV: digital display
- ✓ Power Requirement: 220 volt, 100 amp single phase line

### Diagram:



DISTRIBUTED BY:

**RAYTECHDIAGNOSTICS**  
<https://www.raytechdiagnostics.com>  
[sales@raytechdiagnostics.com](mailto:sales@raytechdiagnostics.com)  
 613-799-4171