

DENTAL IMAGING EQUIPMENT YOU CAN TRUST



ImageWorksVeterinary



## ImageWorks Veterinary

ImageWorks Veterinary (IWV) has new people, a new culture, and a renewed commitment to world-class service. We are exclusively devoted to the advancement of veterinary dental radiography by offering dental imaging equipment you can trust. We offer eight free live online training sessions every week and tech support at no additional charge for the life of the equipment. We make dental imaging easy.





The versatility offered by four distinct wall mounting options allows unprecedented mounting flexibility.

## Image-Vet™ DC

The Image-Vet DC is our premier x-ray generator featuring superior image quality and is seamlessly compatible with the EVA Vet Digital Dental Imaging System. Advanced DC technology results in a lighter tubehead and more stable positioning experience. The unique wireless remote allows you to program and take exposures from a distance.

➔ **FREE DC-101 AND POSITIONING ONLINE TRAINING AVAILABLE WITH EVERY IMAGE-VET DC PURCHASE**

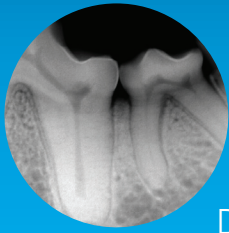


Unique DCR wireless remote allows the operator to set time and exposure and take the image from a distance. Remote also features manual and anatomical programming.



Optional mobile stand gives you ultimate flexibility. Features 4" medical-grade casters and dual-locking brakes for optimal mobility and stability.

## EVA Vet™ Sensor



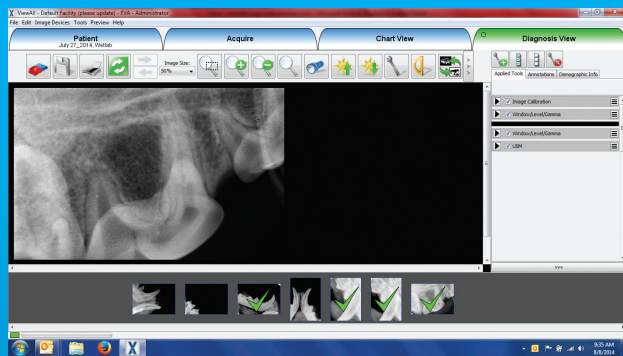
EVA Vet is the market-leading filmless digital dental sensor, made in the U.S.A., that produces high resolution, DICOM 3.0 diagnostic quality x-ray images.

Using patented Active CMOS technology, EVA Vet produces high efficiency, low noise x-ray images that are digitized and transmitted to any computer via standard USB port.

- Excellent image quality and clarity
- Quick and easy retakes
- Fast return on investment
- Made in the U.S.A.



➔ **FREE LIVE ONLINE TRAINING SESSIONS AVAILABLE WEEKLY**



## ViewAll™ 3.2 Digital Imaging Software

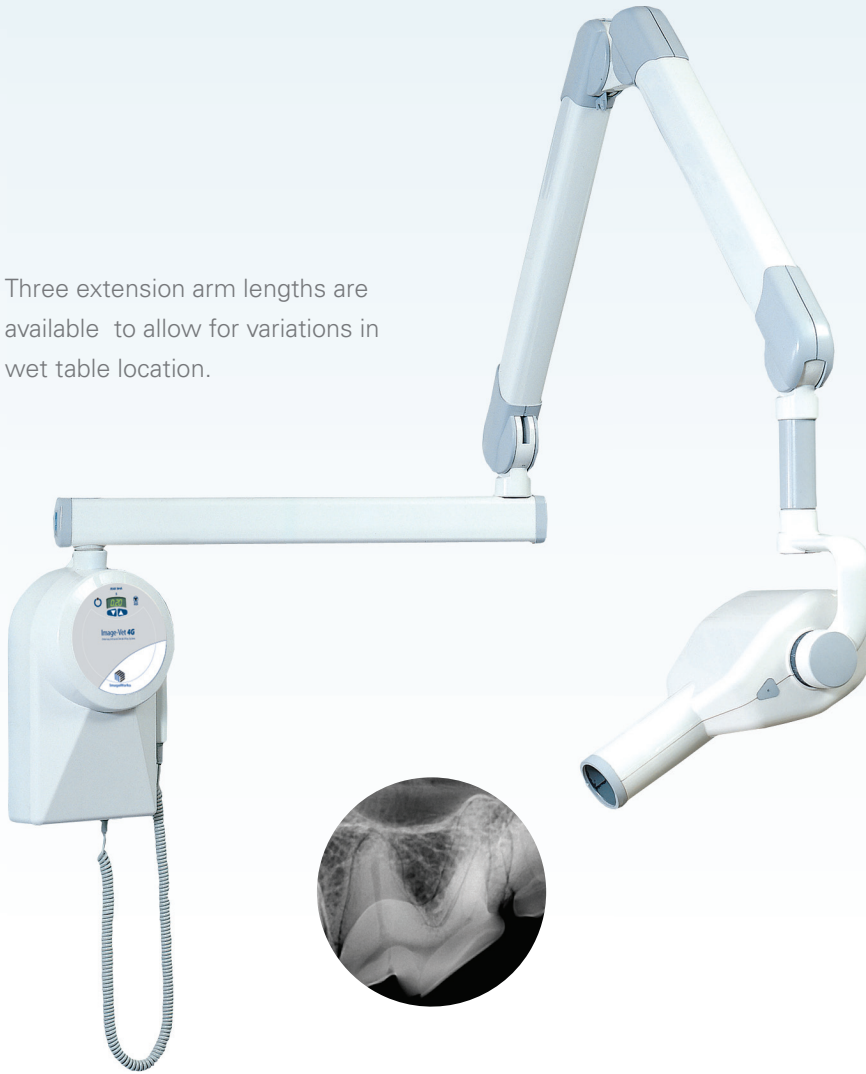
ViewAll is our proprietary DICOM compatible software application that has a tabbed interface for easy navigation. For endless storage and easy access to images, consider IWV PACS Cloud storage solution.

## SuperVista Camera

Take dental diagnostics to the next level with the SuperVista Intraoral Camera! This easy-to-use camera helps educate clients and seamlessly integrates with ViewAll Acquisition Software. Images are conveniently stored directly in the patient record.



Three extension arm lengths are available to allow for variations in wet table location.



## Image-Vet™ 4G

The Image-Vet 4G is an affordable option that offers excellent performance. It features a smooth, stable and ergonomic design. The easy-to-use timer has a wide exposure range for precise exposure settings. Designed with you in mind, the x-ray exposure switch provides a nice grip and the coil cord is crafted to retain its shape and withstand years of rugged use.

➔ **FREE 4G-101 AND POSITIONING ONLINE TRAINING AVAILABLE WITH EVERY IMAGE-VET 4G PURCHASE**



Optional mobile stand gives you ultimate flexibility. Features 4" medical-grade casters and dual-locking brakes for optimal mobility and stability.



“ As a pioneer in the veterinary dental industry, I have been using the EVA Vet Classic sensor from ImageWorks Veterinary since 2004. It's one that I trust to use for all of my veterinary dental projects around the world. I highly recommend the EVA Vet sensor from ImageWorks Veterinary to all that are looking for a fast, reliable digital sensor at an affordable price. ”

**Peter Emily, DDS, Hon. AVDC** | Peter Emily Foundation, June 2014



**ImageWorksVeterinary**

RAYTECH DIAGNOSTICS

<https://www.raytechdiagnostics.com/>

[sales@raytechdiagnostics.com](mailto:sales@raytechdiagnostics.com)

613-799-4171